

PROJECT	DATE
TYPE	QTY

POWER & COMMUNICATION CONNECTOR

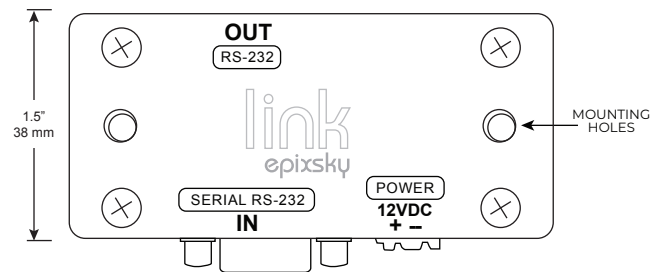


**EPIC LINK**  
(actual size)

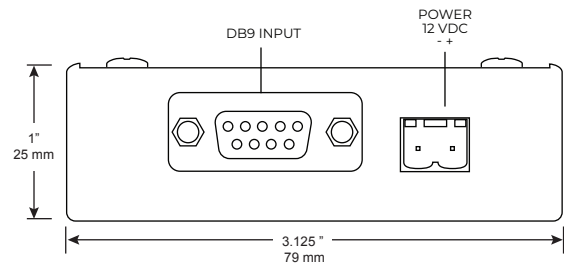
The **EPIC LINK** provides power and or communication to Epic Sky Systems by providing a simple way to connect to a power supply via a Phoenix connector and then provide power to the Epic Sky Systems via a standard Cat5 Cable. Serial communication coming from an Epic WiFi™ or 3rd party automation system can connect to the Epic Link and pass that communication via the same Cat5 cable being used for power.

**KEY FEATURES:**

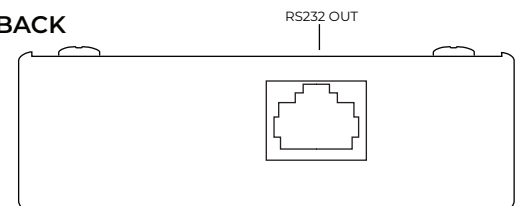
- Converts RS232 to RJ45 for easy plug and play
- 12VDC
- RS-232 connections via DB9 or Phoenix connector



**FRONT**



**BACK**



**ORDERING**

MODEL

**EPIC-LINK**

EPIC LINK

**CAN BE USED IN CONJUNCTION WITH:**

- Advanced RS232 Controller-for perimeter lighting
- WiFi Interface
- RGB Mini Downlight System
- Star Panel Systems



